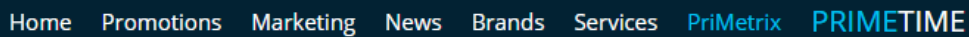


Sales market data for all Members, in all categories is just a click away

Analyze category sales by zip code to help you understand untapped local market opportunities and market share by retailer

HOW TO ACCESS

- 1 Select **PriMetrix** at the top of the navigation bar on **MemberNet**



Home Promotions Marketing News Brands Services PriMetrix PRIMETIME

- 2 Click on **View Market** under the **PriMetrix Market** icon

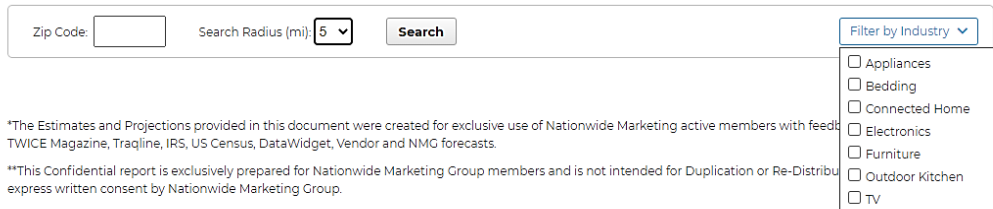


Analyzes category sales by zip code to help you understand untapped local market opportunities and market share by retailer.

 [View Market](#)



- 3 Enter the zip code and search radius (5-50 miles), 1 or more industry categories, and click search



Zip Code: Search Radius (mi):

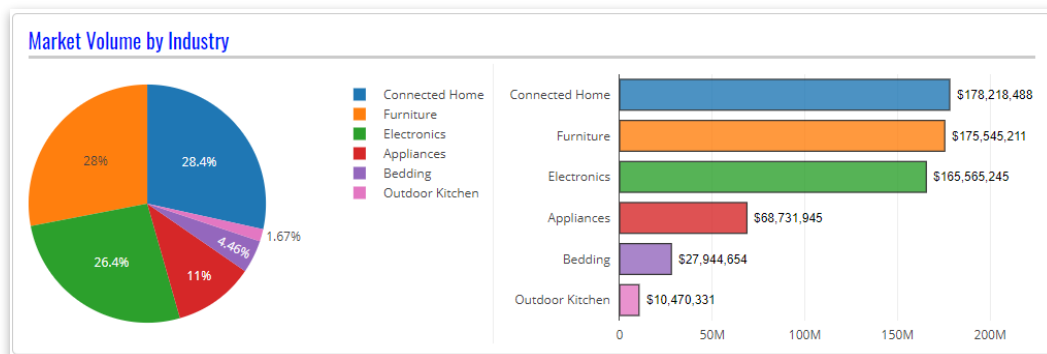
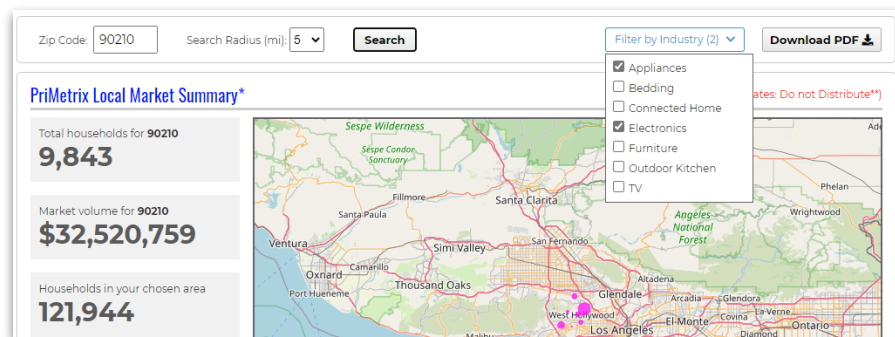
☐ Appliances ☐ Bedding ☐ Connected Home ☐ Electronics ☐ Furniture ☐ Outdoor Kitchen ☐ TV

*The Estimates and Projections provided in this document were created for exclusive use of Nationwide Marketing active members with feedb TWICE Magazine, Traqline, IRS, US Census, DataWidget, Vendor and NMG forecasts.

**This Confidential report is exclusively prepared for Nationwide Marketing Group members and is not intended for Duplication or Re-Distribu express written consent by Nationwide Marketing Group.

4 Download the **PDF** or view **PriMetrix Local Market Summary** populated with summary statistics for the selected area.

It also displays a breakdown of the market volume by industry and a breakdown of retailer market volume by selected categories.



Download your market opportunity reports today!